

WELCOME



Building Up to Kindergarten Part 1
Fall 2019

Introductions


Kindergarten Teachers

Mrs. Harrison	Mrs. Housley
Mrs. Mercer	Mrs. Liedel
Ms. Stanley	Mrs. Bianchi

Arno Elementary Principal
Mr. Stephen Zielinski

Bennie Elementary Principal
Mrs. Sara Metzger

Literacy Coach
Mrs. Wesley



Kindergarten Readiness

Across Developmental Domains

Social/Emotional

Taking turns

Working and playing with others

Ability to be with other adults

Understanding and recognizing that other people have feelings


Language & Communication

Ability to name common objects

Following 1 to 2 step directions

Growing vocabulary

Communicate needs and feelings verbally in a socially appropriate manner



Kindergarten Readiness

Across Developmental Domains

Cognitive Development

Can recognize and write first name

Make simple patterns

Recognize and identify colors and shapes


Recognize and identify numbers 1-10

Count orally to 20

Recognize and identify many upper and lowercase letters

Know some letter sounds

Familiarity with books/concepts of print



Kindergarten Readiness

Across Developmental Domains

Fine Motor

Attempts to use scissors correctly

Developing correct grip of a pencil

Ability to write first name


Has begun to establish right or left dominance

Gross Motor

Ability to catch

Can skip

Can balance



Kindergarten Readiness

Interactive Reading and Concepts of Print

Before Reading: Picture Walk

- Title, Author and Illustrator
- Front and back of the book
- Preview pictures
- Make Prediction

During Reading

- Use picture clues
- Point with your finger
- Summarize what is happening in the story
- Point out punctuation

After Reading - Comprehension Questioning

- Start at the beginning and tell what happened in the story.
- What part did you like best?
- Did this story remind you of anything?



See it in ACTION!

- Families at tables 1-5 move with Mrs. Mercer to room 102
- Families at tables 6-10 move with Mrs. Harrison to room 104
- Families at tables 11-16 move with Ms. Stanley to room 101



Try it Out!

1. Read your copy of Chicka Chicka Boom Boom with your child. **Remember to be INTERACTIVE!** Reference your yellow sheet if needed. We will be around to help!
2. You may begin your make and take activity - A Chicka Chicka Boom Tree to practice the letters in your child's name. All materials needed are provided on the table - you may also take the string home to complete the project!



Feedback

Please complete the feedback form and turn
in before you leave.

Thank you for your time -
See you this winter at
Building up to Kindergarten
Part 2!

